

# Installation Manual

HONDA JAZZ 5DR  
HON-JAZZ-5-C



## Shades



Side Shades



Port Shades



Tailgate Shades

## Fixing Clips



CL-M12 x 6



CL-M02 x 4



CL-M14 x 1



CL-M05 x 4



CL-T01 x 1



# Installation

HONDA JAZZ 5DR  
HON-JAZZ-5-C

## Components Needed



Side Shades



CL-M05 x 4



CL-T01 x 1

## Side Shade Installation

### STEP 1



### STEP 2



### STEP 3



### STEP 4



### STEP 5



### STEP 6



Repeat steps 3 & 4 for the other M05 clip

# Installation

HONDA JAZZ 5DR  
HON-JAZZ-5-C




## Side Shade Installation

### STEP 7



### STEP 8



### STEP 9



### STEP 10



### STEP 11



**Repeat this whole process for the other side**



# Installation

HONDA JAZZ 5DR  
HON-JAZZ-5-C

## Components Needed



Port Shades



CL-M02 x 4

## Port Shade Installation

### STEP 1



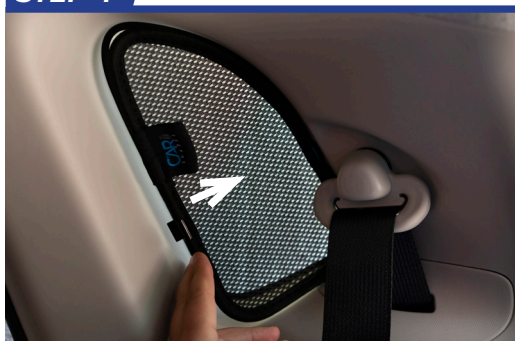
### STEP 2




### STEP 3




### STEP 4



### STEP 5



### STEP 6



Repeat this whole process for the other side.

# Installation

HONDA JAZZ 5DR  
HON-JAZZ-5-C

## Components Needed



Tailgate Shades




CL-M12 x 6



CL-M14 x 1

## Tailgate Shade Installation

### STEP 1



### STEP 2



### STEP 3



### STEP 4



### STEP 5



### STEP 6





# Installation

HONDA JAZZ 5DR  
HON-JAZZ-5-C



## Tailgate Shade Installation

### STEP 7



### STEP 8




Repeat this whole process for the other side


### STEP 9



### STEP 10



### STEP 11



### STEP 12

